



Sodium

© 2011 Pearson Education, Inc.

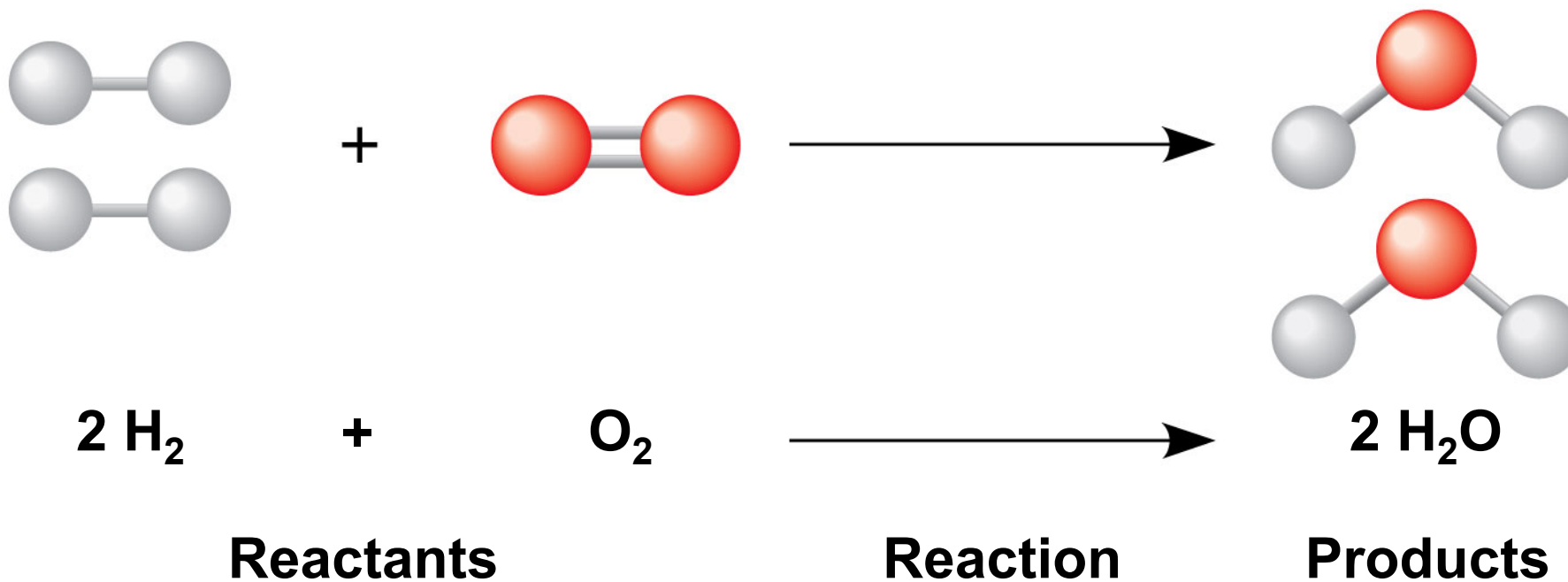
+



Chlorine



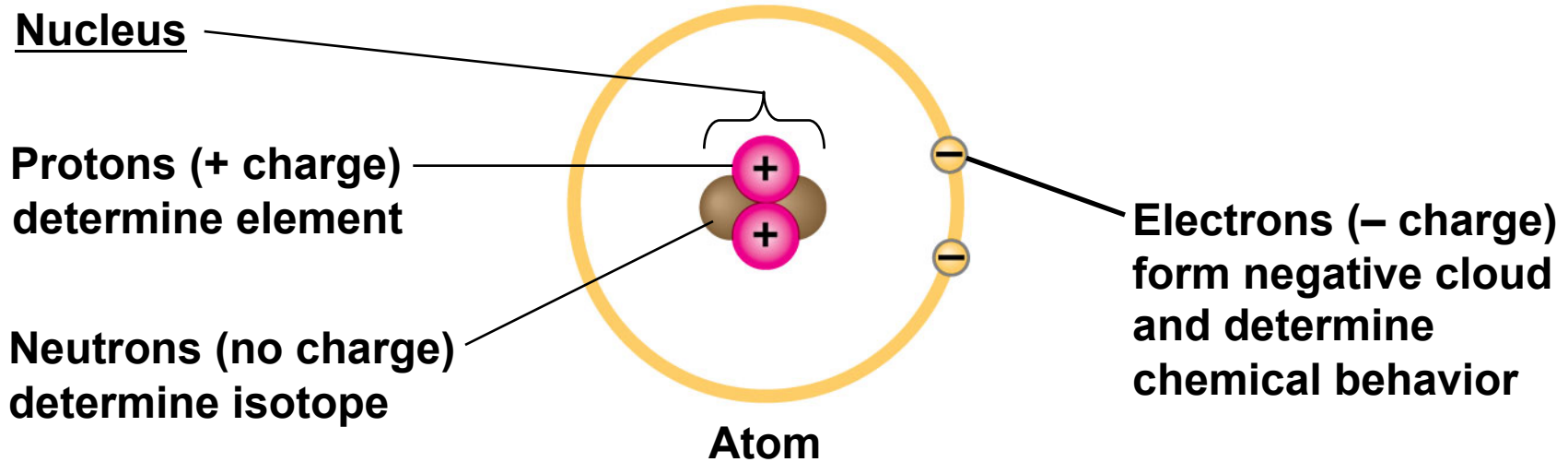
Sodium chloride



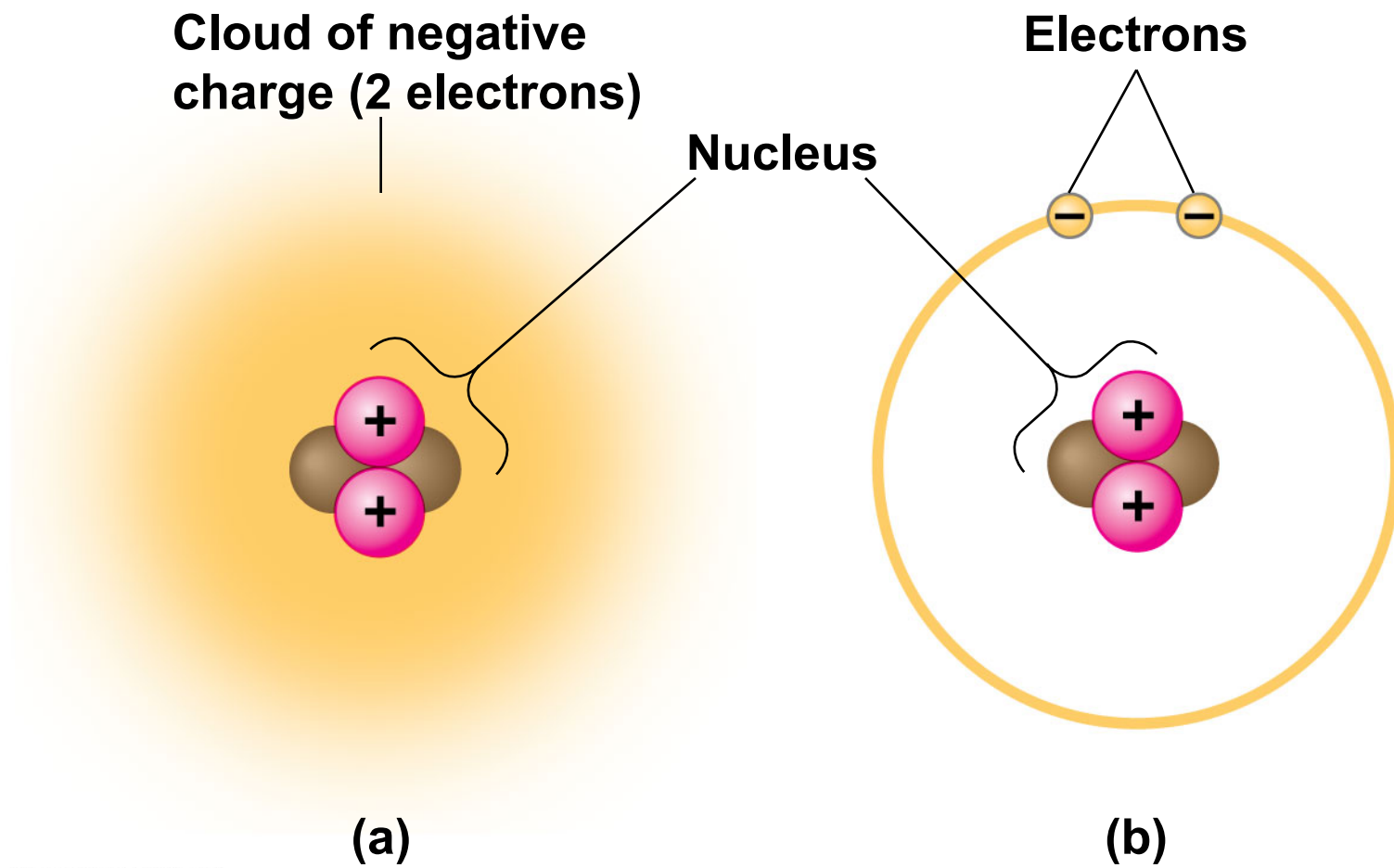
© 2011 Pearson Education, Inc.

Table 2.1 Elements in the Human Body

Element	Symbol	Percentage of Body Mass (including water)	
Oxygen	O	65.0%	} 96.3%
Carbon	C	18.5%	
Hydrogen	H	9.5%	
Nitrogen	N	3.3%	
Calcium	Ca	1.5%	} 3.7%
Phosphorus	P	1.0%	
Potassium	K	0.4%	
Sulfur	S	0.3%	
Sodium	Na	0.2%	
Chlorine	Cl	0.2%	
Magnesium	Mg	0.1%	
Trace elements (less than 0.01% of mass): Boron (B), chromium (Cr), cobalt (Co), copper (Cu), fluorine (F), iodine (I), iron (Fe), manganese (Mn), molybdenum (Mo), selenium (Se), silicon (Si), tin (Sn), vanadium (V), zinc (Zn)			

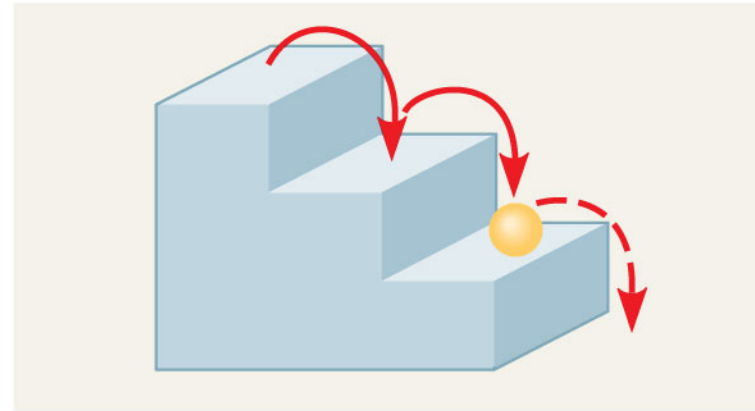


© 2011 Pearson Education, Inc.



© 2011 Pearson Education, Inc.

(a) A ball bouncing down a flight of stairs provides an analogy for energy levels of electrons.

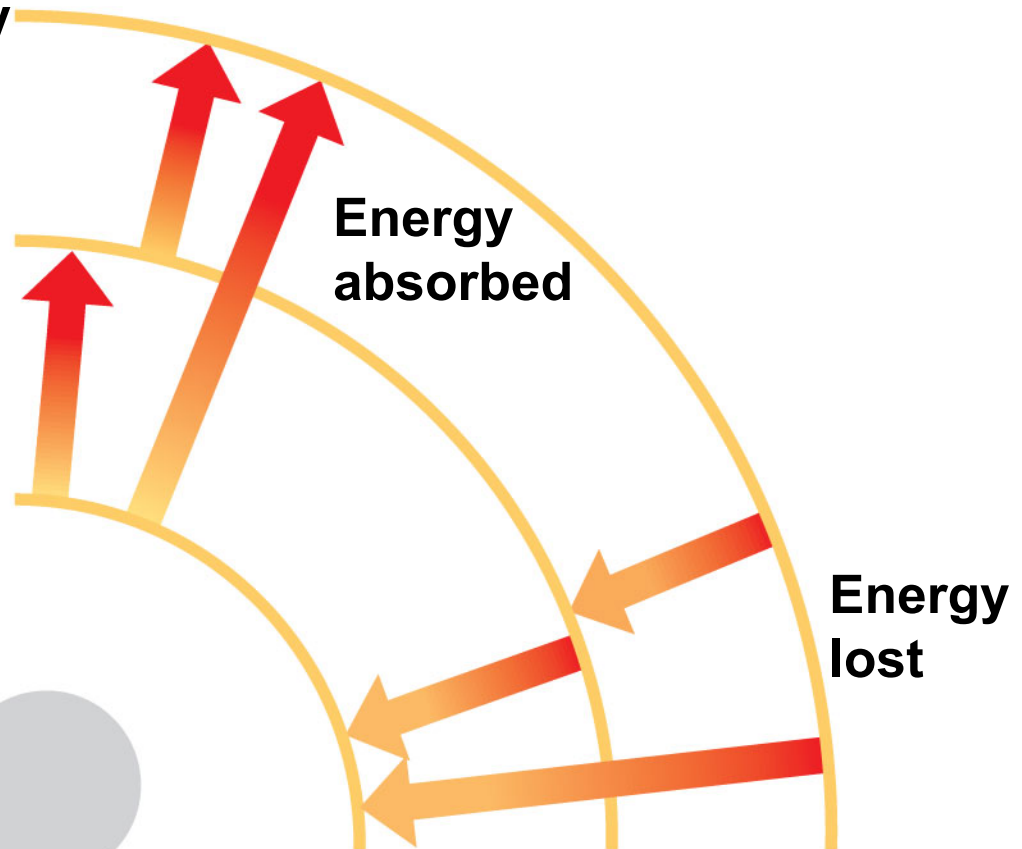


Third shell (highest energy level in this model)

Second shell (higher energy level)

First shell (lowest energy level)

Atomic nucleus




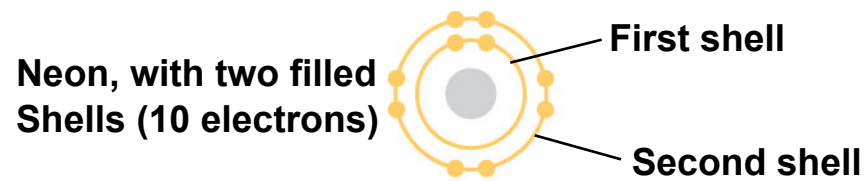
(b)

© 2011 Pearson Education, Inc.

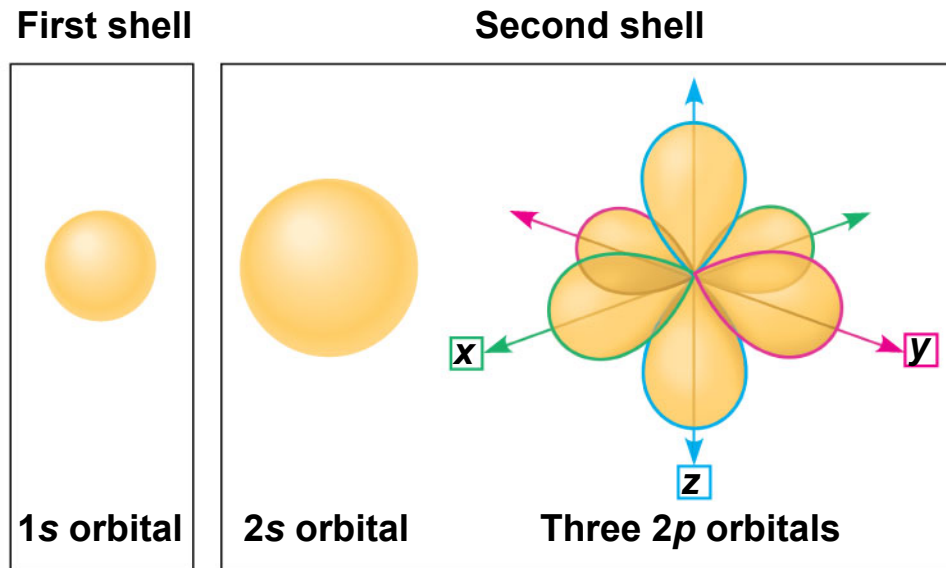
Electron orbitals

© 2011 Pearson Education, Inc.










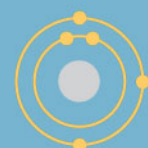
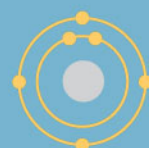

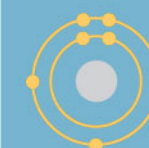
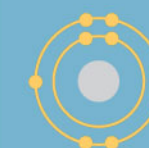
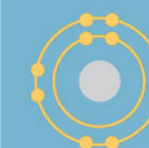

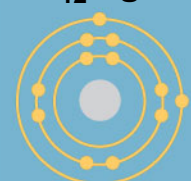
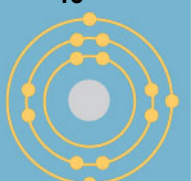
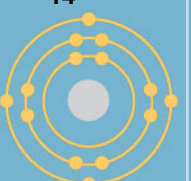
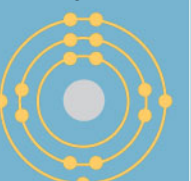
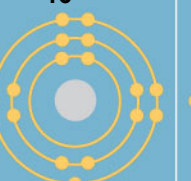
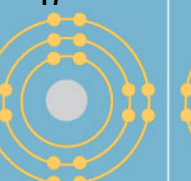
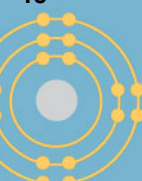
(a) Electron distribution diagram



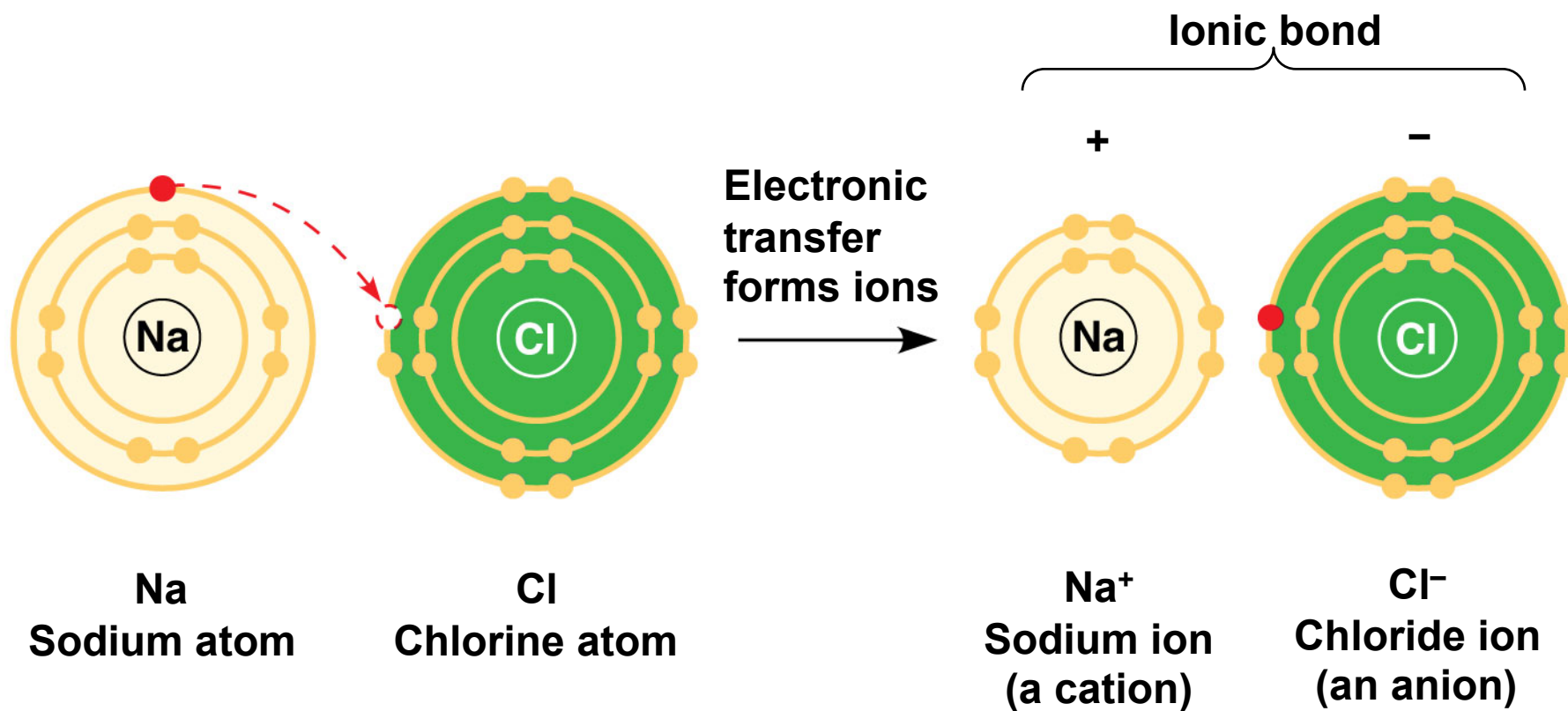
(b) Separate electron orbitals



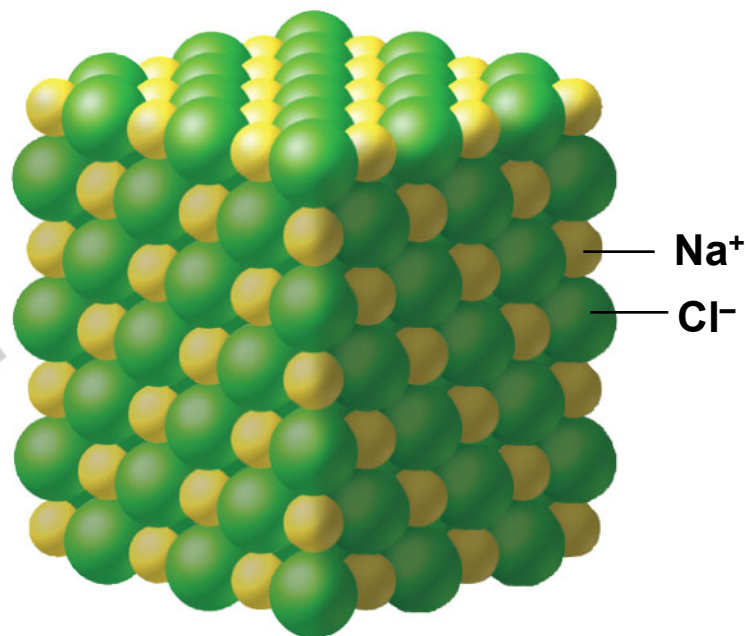
(c) Superimposed electron orbitals

First shell	<div>Hydrogen ${}^1\text{H}$</div> <div></div>							<div><div>2</div><div>He</div><div>4.00</div></div> <div>Atomic number</div> <div>Mass number</div> <div>Element symbol</div> <div>Electron distribution diagram</div>	<div>Helium ${}^2\text{He}$</div> <div></div>
Second shell	<div>Lithium ${}^3\text{Li}$</div> <div></div>	<div>Beryllium ${}^4\text{Be}$</div> <div></div>	<div>Boron ${}^5\text{B}$</div> <div></div>	<div>Carbon ${}^6\text{C}$</div> <div></div>	<div>Nitrogen ${}^7\text{N}$</div> <div></div>	<div>Oxygen ${}^8\text{O}$</div> <div></div>	<div>Fluorine ${}^9\text{F}$</div> <div></div>	<div>Neon ${}^{10}\text{Ne}$</div> <div></div>	
Third shell	<div>Sodium ${}^{11}\text{Na}$</div> <div></div>	<div>Magnesium ${}^{12}\text{Mg}$</div> <div></div>	<div>Aluminum ${}^{13}\text{Al}$</div> <div></div>	<div>Silicon ${}^{14}\text{Si}$</div> <div></div>	<div>Phosphorus ${}^{15}\text{P}$</div> <div></div>	<div>Sulfur ${}^{16}\text{S}$</div> <div></div>	<div>Chlorine ${}^{17}\text{Cl}$</div> <div></div>	<div>Argon ${}^{18}\text{Ar}$</div> <div></div>	

© 2011 Pearson Education, Inc.

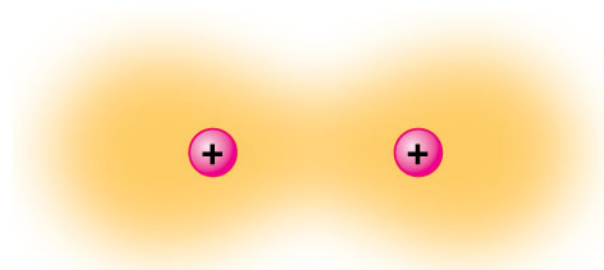
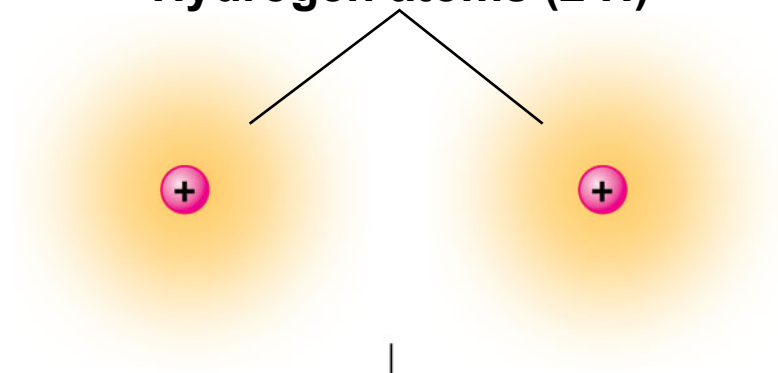


© 2011 Pearson Education, Inc.



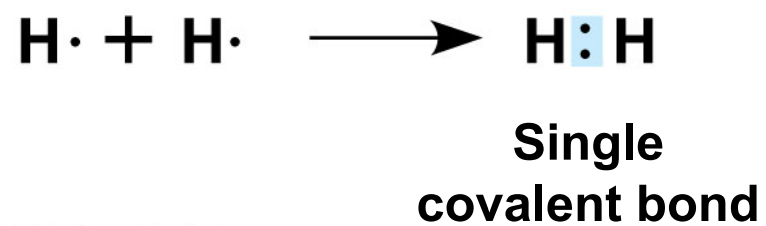
© 2011 Pearson Education, Inc.

Hydrogen atoms (2 H)

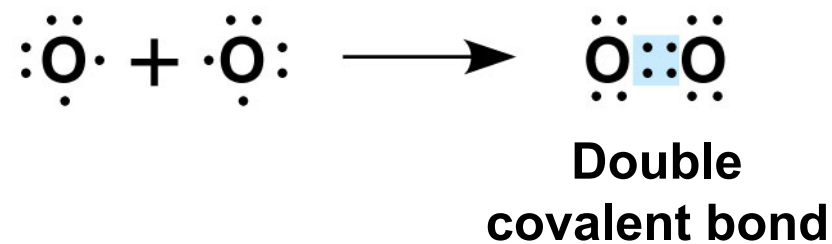


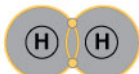

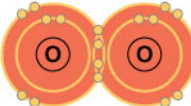

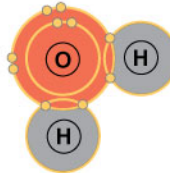

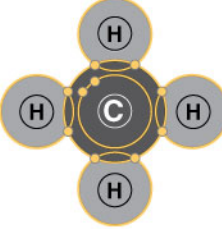

Hydrogen molecule (H_2)

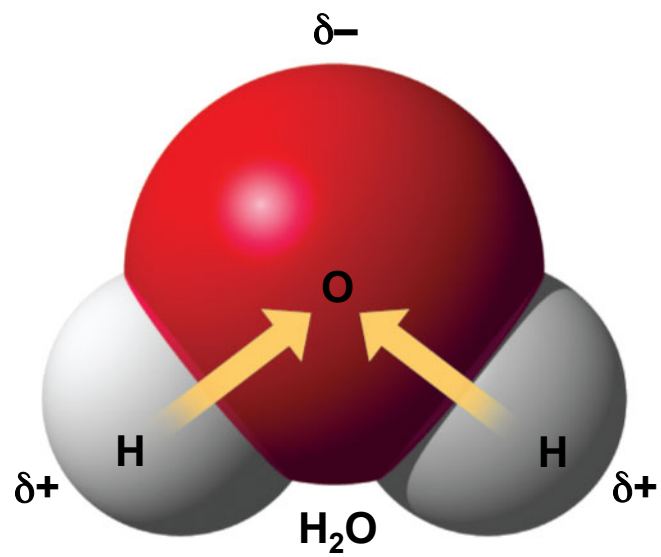
© 2011 Pearson Education, Inc.



© 2011 Pearson Education, Inc.

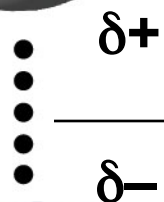
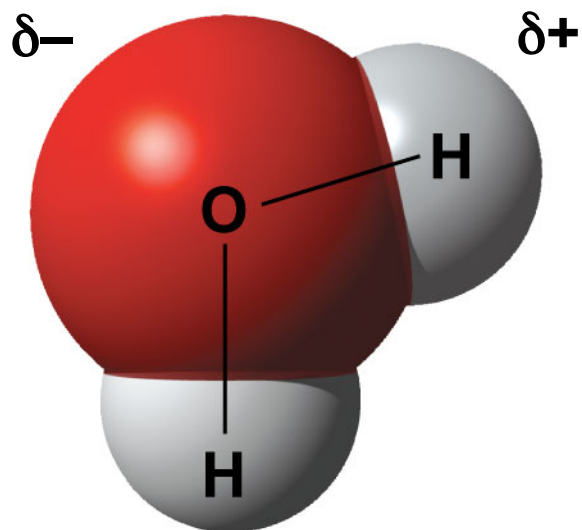


Name and Molecular Formula	Electron Distribution Diagram	Lewis Dot Structure and Structural Formula	Space-Filling Model
(a) Hydrogen (H_2)		$H:H$ $H-H$	
(b) Oxygen (O_2)		$\ddot{O}::\ddot{O}$ $O=O$	
(c) Water (H_2O)		$\begin{array}{c} :\ddot{O}:H \\ \\ H \end{array}$ $\begin{array}{c} O-H \\ \\ H \end{array}$	
(d) Methane (CH_4)		$\begin{array}{c} H \\ \\ H:\ddot{C}:H \\ \\ H \end{array}$ $\begin{array}{c} H \\ \\ H-C-H \\ \\ H \end{array}$	



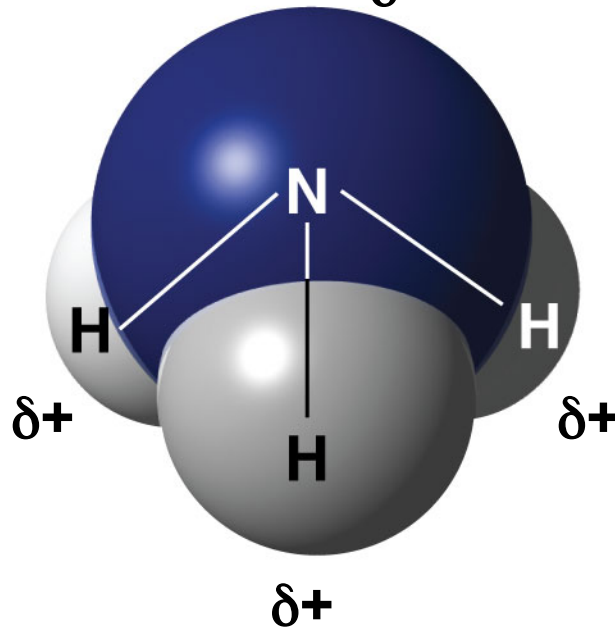
© 2011 Pearson Education, Inc.

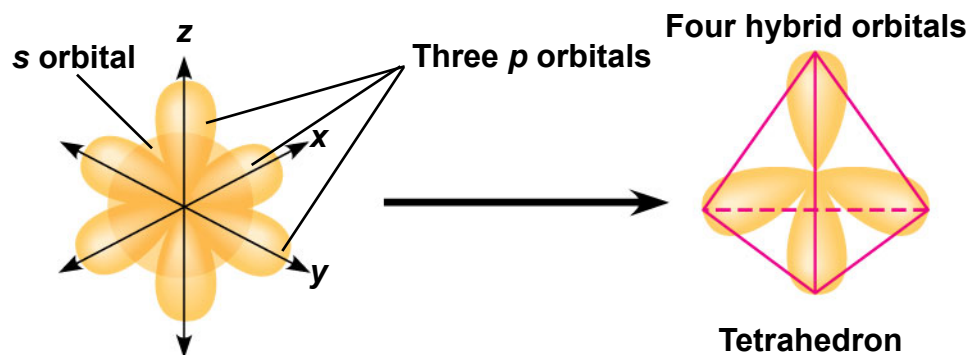
Water (H_2O)



Hydrogen bond

Ammonia (NH_3)

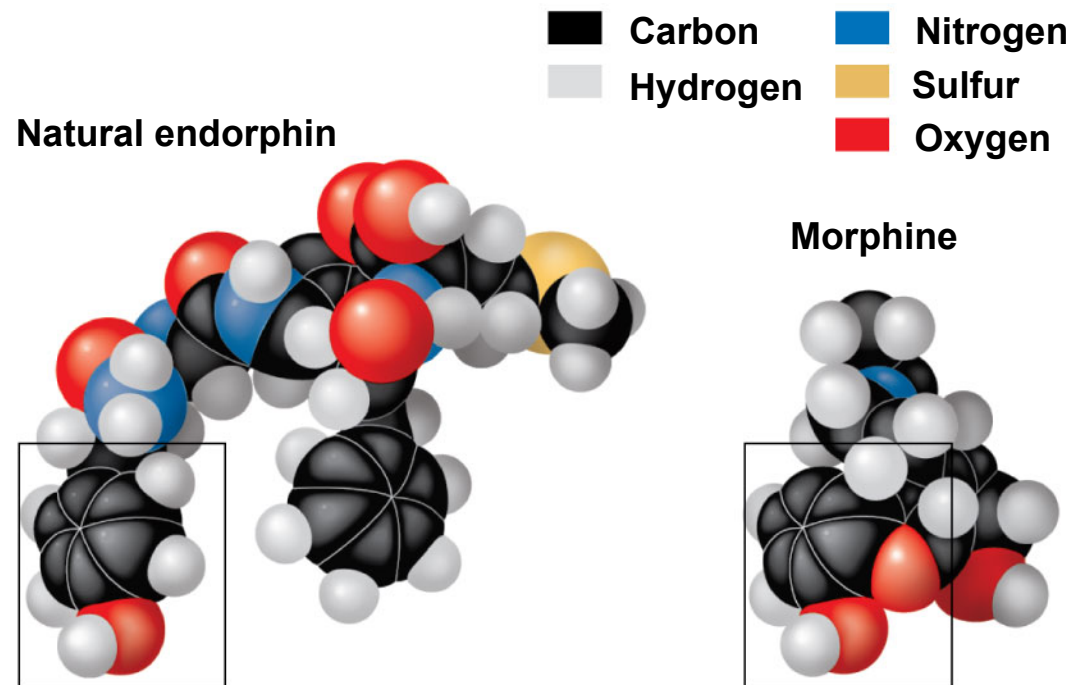




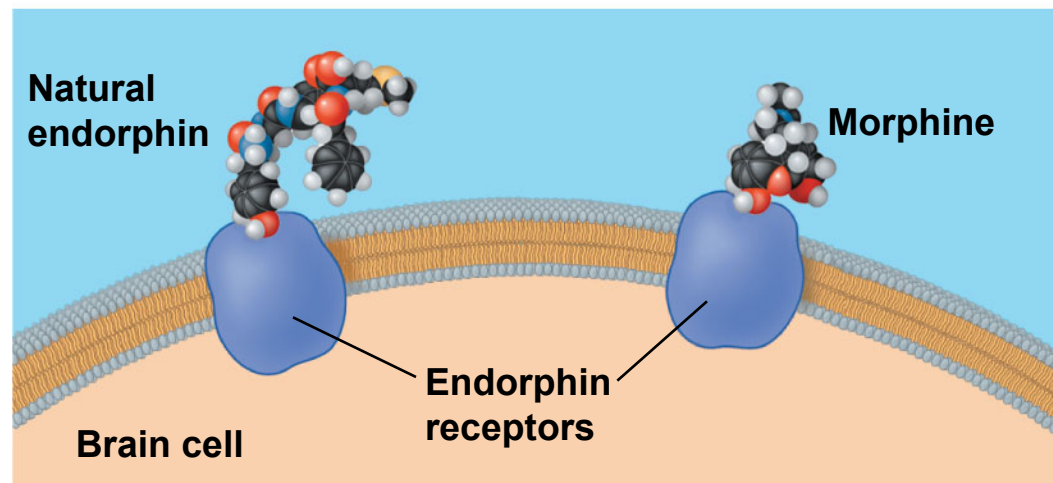
(a) Hybridization of orbitals

Space-Filling Model	Ball-and-Stick Model	Hybrid-Orbital Model (with ball-and-stick model superimposed)
 Water (H₂O)	 Water (H₂O)	 Unbonded Electron pair
		 Methane (CH₄)

(b) Molecular-shape models



(a) Structures of endorphin and morphine



(b) Binding to endorphin receptors

© 2011 Pearson Education, Inc.